

Mackenzie FuturePath Monthly Income Conservative Portfolio

Why invest in this fund?

- Risk mitigation to help protect against volatile markets.
- Consistent cashflow to help meet life's spending needs.
- Growth potential to help the investment last.
- For investors who seek predictable cash flow with risk management.
- Consistent monthly cashflow of 5% (annualized) to help meet life's spending needs.*

What does this fund invest in?

- The Fund seeks a steady stream of income with some long-term capital growth, while seeking to reduce volatility by investing in Canadian and foreign fixed-income securities and equities and other asset categories, either directly or through other mutual funds. It may also use derivatives.
- The Fund's asset mix will generally range between 10%–40% equities and 35%–90% fixed-income securities.
- The Fund will also allocate a small portion of its portfolio to cash and/or commodities.

Benchmark

44% FTSE Canada 91 Days T-Bill Index 33% FTSE Canada All Government Bond Index 23% S&P 500

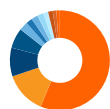
Top 10 Holdings

As of Jul 31, 2024

SPDR S&P 500 ETF Trust	13.22%
Government of Canada 3.00% 06-01-2034	2.55%
Government of Canada 2.75% 06-01-2033	2.26%
Government of Canada 5.75% 06-01-2033	2.07%
Royal Bank of Canada	1.29%
Province of Ontario 4.15% 06-02-2034	1.23%
Mackenzie Canadian All Corporate Bond Index ETF	0.98%
Bank of Nova Scotia/The	0.76%
Bank of Montreal	0.58%
Novartis AG	0.58%

Sector allocation

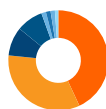
as of Jul 31, 2024



Fixed Income	56.3%
ETFs	13.5%
Cash & Equivalents	9.3%
Financials	6.5%
Industrials	2.8%
Energy	2.1%
Information Technology	2.1%
Other	2.0%
Consumer Discretionary	1.6%
Materials	1.5%
Health Care	1.2%
Consumer Staples	1.1%

Regional allocation

as of Jul 31, 2024



Canada	43.1%
United States	33.5%
Cash & Equivalents	9.3%
Other	8.6%
Switzerland	1.5%
United Kingdom	1.5%
Australia	1.4%
Germany	1.1%

Credit allocation

as of Jul 31, 2024



AAA	11.3%
AA	9.7%
A	7.4%
BBB	12.2%
BB	5.4%
B	2.8%
CCC & Below	1.1%
NR	5.4%
Cash & Equivalents	9.4%
Equities	35.4%

Fund management

FUND DETAILS

Asset class:	Global Balanced
Fund start date:	June 22, 2022
Risk tolerance:	Low
PFSL classification:	Income
Total Fund Assets:	\$70.48 million

FUND CODES

Series	Prefix	Front End
PA	MFC	13732
PH	MFC	13735

MANAGEMENT FEES

Series	Management fees	MER
PA	0.60%	0.96%
PH	0.55%	0.83%

LAST PAID DISTRIBUTION

Series	Frequency	Amount	Date
PA	Monthly	0.0634	Aug 23, 2024
PH	Monthly	0.0636	Aug 23, 2024

PORTFOLIO MANAGERS

Nelson Arruda
Mackenzie Multi-Asset Strategies Team
Senior Vice President, Portfolio Manager, Head of Team

Mackenzie FuturePath Monthly Income Conservative Portfolio



Compound net returns (%)

as of Aug 30, 2024

	Series PA%	Series PH%
1 Month	0.77	0.78
3 Month	3.76	3.79
6 Month	5.30	5.38
1 Year	9.87	10.03
Since inception (June 22, 2022)	6.98	7.15

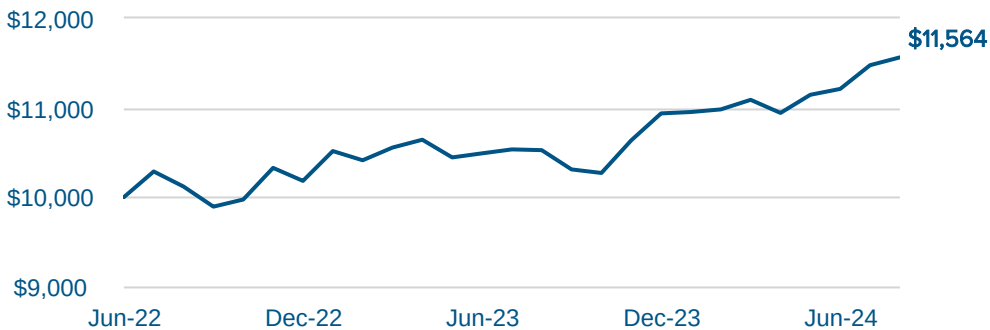
Calendar year returns (%)

as of Aug 30, 2024

	Series PA%	Series PH%
2023	7.42	7.59
YTD	5.73	5.84

Value of \$10,000 invested

as of Aug 30, 2024



For Investor use only. No portion of this communication may be reproduced or distributed to the public as it does not comply with investor sales communication rules.

Commissions, trailing commissions, management fees and expenses all may be associated with mutual fund investments. Please read the prospectus before investing. Mutual funds are not guaranteed, their values change frequently and past performance may not be repeated.



Scan here
to learn more